Transit Board Meeting
AGENDA

AMES TRANSIT AGENCY
BOARD OF TRUSTEES

CYRIDE CONFERENCE ROOM – November 20, 2025

1. CALL TO ORDER: 4:30 p.m.
2. Approval of Minutes from October 16, 2025
3. Public Comments
4. Rate Setting Resolution
5. Approval of Accession of Ames Public Art Commission: Accessible Map-Envisioning Sculpture Project
6. Award of Contract for Purchase of 40’ Diesel Buses
7. Award of Contract for Purchase of Intelligent Transportation Systems
8. Monthly Report
9. Fall Meeting Dates / Times
    - December 18, 2025, 4:30 p.m.
10. Adjourn

Ames Transit Agency
Board of Trustees

OCTOBER 16, 2025
AMES TRANSIT AGENCY BOARD OF TRUSTEES

The Ames Transit Agency Board of Trustees met on October 16, 2025, at 4:30 p.m. in the CyRide Conference room. President Boland called the meeting to order at 4:32 p.m. with Trustees Junck, Neal, and Schainker present.

APPROVAL OF SEPTEMBER 25, 2025, MINUTES:

Trustee Neal made a motion to adopt the September 25, 2025, Transit Board minutes as presented; Trustee Junck seconded the motion. (Ayes: 4 Nays: 0) Motion carried.

PUBLIC COMMENTS:

None.

AWARD OF CONTRACT FOR 2025 BATTERY ELECTRIC BUS FACILITY IMPROVEMENT PROJECT:

Director Neal requested board approval of the award of contract for the 2025 Battery Electric Bus Facility Improvement Project. At the board meeting on August 28, the board approved the release of plans and specifications for this project, which will support the five battery electric buses (BEBs) scheduled to arrive in October. The project includes installing two ChargePoint chargers and four dual dispensers. The project was originally budgeted at approximately $55,000 in the FY 2025 Capital Improvements Plan. Based on the final Architecture & Engineering (A&E) estimate, the board authorized an additional $110,358 from the BEB Reserve Fund, bringing the total authorized project budget to $165,344. Invitation to Bid 2026-028 was released, and bids were due on October 8, 2025. One bid was received from NAI Electrical Contractors for the project, totaling $77,300.

Director Neal requested board approval of Alternative #1, to approve award of contract to NAI Electrical Contractors of Ames, Iowa, for the 2025 Battery Electric Bus Facility Improvement Project, for a total cost of $77,300. NAI Electrical Contractors attended the pre-bid meeting, has previously completed work at CyRide's facility, and is familiar with site conditions. Their pricing was reviewed and determined to be fair and reasonable. Awarding the contract would allow CyRide to install the charging infrastructure needed to operate the five battery electric buses scheduled for delivery this fall.

Trustee Neal made a motion to approve Alternative #1; Trustee Junck seconded the motion.
(Ayes: 4 Nays: 0) Motion carried.

MONTHLY REPORT:

Free Rides Election Day: CyRide will be fare-free on November 4, 2025, to ease access to voting.

Bus Coalition Board Appointment: In September, Director Neal was appointed to the Board of Directors for The Bus Coalition, which will allow CyRide to have a voice in securing increased federal investments for systems across the country.

City of Ames Public Art Commission Project: The City of Ames Public Art Commission's Accessible Map-Envisioning Sculpture Project's RFP process has concluded, and the committee is in the process of selecting an artist. Information will be presented at a future board meeting.

New Bus Inspections: Two members of the mechanic division visited the Gillig and New Flyer headquarters to inspect CyRide's buses that will be arriving this fall.

Fall meeting dates:

- November 20, 4:30 p.m.
- December 18, 4:30 p.m.

Adjourn: Trustee Neal made a motion to adjourn at 4:40 p.m.; Trustee Schainker seconded the motion. (Ayes: 4 Nays: 0) Motion carried.

Emily Boland, President

Cheryl Spencer, Recording Secretary

November 20, 2025
Rate Setting Resolution – FY 2027 Budget
CyRide Resource: Rob Jennings, Barbara Neal

BACKGROUND:

City ordinances require the Transit Board to annually establish CyRide's fare and rate structure for the upcoming budget year. For FY 2027, the proposed resolution maintains the current fare levels for both fixed-route and Dial-A-Ride services. Two updates are recommended to support operational needs and improve customer convenience.

1. Add a Digital Bus Pass (Fixed-Route Fares) Effective January 1, 2026

To enhance convenience for community riders, CyRide recommends adding a new digital bus pass option within the fixed-route fare structure using Token Transit, allowing customers to purchase and activate bus passes directly on their smartphones. CyRide would offer 3-month, 6-month, and 12-month digital passes (available only through Token Transit).

This option provides customers with greater flexibility than CyRide's current monthly or school-year passes by allowing them to start the pass on the date of activation rather than being tied to a specific calendar date, as with traditional paper passes.

Pricing for the new digital passes is based on CyRide's existing monthly fare structure, with modest discounts offered for longer durations to encourage consistent ridership and support flexible, customer-friendly digital fare options:

- Regular Fare
  - 3-month – $105
  - 6-month – $190
  - 12-month – $315

- Reduced Fare
  - 3-month – $51
  - 6-month – $95
  - 12-month – $157.50

2. Update Miscellaneous Revenue Rates (Shop and Shuttle) Effective FY 2027

The Miscellaneous Revenue Rates section was last updated in 2020–2021. Since that time, CyRide's operating expenses have risen by approximately 32% per hour and 47% per mile. To reflect these increases, CyRide is recommending adjusting the shop rate and shuttle rate from $105.00 to $135.00 per hour, a 28.6% increase.

- The shop rate applies to work completed by CyRide's maintenance department, including warranty repairs performed on behalf of vehicle manufacturers.
- The shuttle rate applies to contracted shuttle services and ensures charges align with current service costs.

While these rate changes do not affect passenger fares, they ensure CyRide recovers its costs for external work and remains well below market rates, which currently range from approximately $135 to $239 per hour among comparable providers. Staff will continue to review these rates every one to two years to maintain cost alignment and consistency with industry standards.

The proposed Rate Setting Resolution is attached for review.

ALTERNATIVES:

1. Approve the Rate Setting Resolution for the FY 2027 budget year, which adds digital bus pass options and updates the Miscellaneous Revenue rates.

2. Direct staff to revise the resolution consistent with Transit Board priorities.

RECOMMENDATION:

The Transit Director recommends approval of Alternative #1. Adoption of the proposed rates fulfills ordinance requirements, maintains the existing fare structure for riders, introduces a digital bus pass option to enhance convenience and encourage community ridership, and updates internal rates to reflect current costs and industry benchmarks.

AMES TRANSIT AGENCY BOARD OF TRUSTEES

RATE SETTING RESOLUTION 2026/27

BE IT RESOLVED by the Ames Transit Agency Board of Trustees, pursuant to rate setting authority granted by Section 26A.8, Ames Municipal Code, that:

SECTION ONE – CyRide Rates Effective January 1, 2026

Fixed Route Fares

$1.00	Regular cash fare
$0.50	Reduced cash fare (K-12, Medicare, Medicaid, persons over 65, persons with a disability)
$5.00	10-ride reduced fare ticket book ($.50 per ride)
$10.00	10-ride regular fare ticket book, ($1.00 per ride)
$35.00	Regular fare monthly pass
$17.00	Reduced fare monthly pass (K-12, Medicare, Medicaid, persons over 65, persons with a disability)
$130.00	Regular Fare Semester Pass (fall and spring). Price varies depending on date purchased.
$65.00	Reduced Fare Semester Pass (fall and spring). Price varies depending on date purchased.
$120.00	Regular Fare Winter Pass (November to spring break). Price varies depending on date purchased.
$60.00	Reduced Fare Winter Pass (November to spring break). Price varies depending on date purchased.
$80.00	Regular Fare Summer Pass
$40.00	Reduced Fare Summer Pass
$260.00	Regular Fare School Year Pass. Price varies depending on date purchased. (May also be used in conjunction with tickets or cash on Dial-A-Ride.)
$130.00	Reduced Fare School Year Pass. Price varies depending on date purchased.
Free	Children under six years of age accompanied by a person aged 13 or older (maximum of three children per rider).
Free	Attendant accompanying and assisting ADA-eligible person
$10.00	Replacement fee for lost or stolen passes
$1.00	Fare for person not assisting passenger riding with ADA-eligible passenger is same fare as an ADA-eligible passenger

Digital Fixed Route Passes (Token Transit Only*)

$105.00	Regular Fare 3-Month Digital Pass
51.00	Reduced Fare 3-Month Digital Pass (K-12, Medicare, Medicaid, persons over 65, persons with a disability)
$190.00	Regular Fare 6-Month Digital Pass
95.00	Reduced Fare 6-Month Digital Pass (K-12, Medicare, Medicaid, persons over 65, persons with a disability)
$315.00	Regular Fare 12-Month Digital Pass
157.50	Reduced Fare 12-Month Digital Pass (K-12, Medicare, Medicaid, persons over 65, persons with a disability

**Digital passes are available exclusively through the Token Transit mobile app and become valid upon activation.*

Dial-A-Ride Fares

$2.00	Dial-A-Ride cash fare for passengers eligible under the ADA.
$18.00	Dial-A-Ride cash fare for general public (not ADA eligible).
Free	Attendant accompanying and assisting ADA-eligible person on Dial-A-Ride
$2.00	Fare for person not assisting Dial-A-Ride passenger riding with DAR eligible passenger is same fare as Dial-A-Ride eligible passenger's fare
Free	ISU students who are ADA eligible traveling within ¾ mile of a fixed route operating at the time of the ride.

Miscellaneous Revenues (Effective FY 2027*)

$135.00	Shop rate per hour
$135.00	Shuttle rate, as subcontractor, to other bus operators, one-hour minimum
$135.00	Shuttle rate for every hour after the minimum
Variable	Fuel surcharge for shuttle service

REDUCED FARE PASSES

2026 SUMMER REDUCED FARE PASS

PURCHASE DATE	Expiration Date	Price
May 1, 2026 – August 31, 2026	August 31, 2026	$40.00

2026 FALL REDUCED FARE PASS

PURCHASE DATE	Expiration Date	Price
August 17, 2026 – September 20, 2026	December 31, 2026	$65.00
September 21, 2026 – December 31, 2026	December 31, 2026	$50.00

2026/27 SCHOOL YEAR REDUCED FARE PASS

PURCHASE DATE	Expiration Date	Price
August 17, 2026 – September 20, 2026	June 1, 2027	$130.00
September 21, 2026 – November 29, 2026	June 1, 2027	$115.00
November 30, 2026 – February 7, 2027	June 1, 2027	$65.00
February 8, 2027 – June 1, 2027	June 1, 2027	$50.00

2026/27 WINTER REDUCED FARE PASS

PURCHASE DATE	Expiration Date	Price
October 26, 2026 – November 29, 2026	March 19, 2027	$60.00
November 30, 2026 – March 19, 2027	March 19, 2027	$40.00

REGULAR FARE PASSES

2026 SUMMER REGULAR FARE PASS

PURCHASE DATE	Expiration Date	Price
May 1, 2026 – August 31, 2026	August 31, 2026	$80.00

2026 FALL REGULAR FARE PASS

PURCHASE DATE	Expiration Date	Price
August 17, 2026 – September 20, 2026	December 31, 2026	$130.00
September 21, 2026 – December 31, 2026	December 31, 2026	$100.00

2026/27 SCHOOL YEAR REGULAR FARE PASS

PURCHASE DATE	Expiration Date	Price
August 17, 2026 – September 20, 2026	June 1, 2027	$260.00
September 21, 2026 – November 29, 2026	June 1, 2027	$230.00
November 30, 2026 – February 7, 2027	June 1, 2027	$130.00
February 8, 2027 – June 1, 2027	June 1, 2027	$100.00

2026/27 WINTER REGULAR FARE PASS

PURCHASE DATE	Expiration Date	Price
October 26, 2026 – November 29, 2026	March 19, 2027	$120.00
November 30, 2026 – March 19, 2027	March 19, 2027	$80.00

SECTION TWO -- $10.00 Replacement fee for lost or stolen passes

SECTION THREE – Other Conditions

Other conditions pertaining to any Semester Pass are:

1. One person may not use the pass of another, unless the original issue has sold it to the new user, the sale registered in the Ames Transit Agency Office, and the pass replaced by the Ames Transit Agency Office. The person to whom it has been sold may then use the pass.

2. Misuse of the pass may result in confiscation and cancellation of the pass without a refund.

Enacted this 20th day of November 2025.

AMES TRANSIT AGENCY BOARD OF TRUSTEES

By: _____

Emily Boland
Board of Trustees President

November 20, 2025
Approval of Accession of Ames Public Art Commission
Accessible Map-Envisioning Sculpture Project
CyRide Resource: Christine Crippen

BACKGROUND:

At its meeting on December 19, 2024, the Transit Board approved a proposal from the Ames Public Art Commission (PAC) to incorporate public artwork along the #1 Red Route. The project, titled Accessible Map-Envisioning Sculptures (A.M.E.S.), is intended to enhance wayfinding and create a cohesive visual identity at selected bus shelters located at Mortensen Road/Pinon Drive, Mortensen Road/Coconino Avenue, South Dakota Avenue/Lincoln Swing, Lincoln Way/Beedle Drive, Lincoln Way/Marshall Avenue, Lincoln Way/Lynn Avenue, and Lincoln Way/Elm Avenue.

The A.M.E.S. project is designed to assist passengers with disabilities, those with language barriers, and those unfamiliar with Ames by providing distinctive, tactile art elements at each shelter. The sculptures will be freestanding, not attached to bus shelters, and will not obstruct visibility for passengers or drivers. Each sculpture will be placed adjacent to the shelter on its own concrete pad, and the Public Art Commission will be responsible for all installation, maintenance, and related costs associated with the artwork.

On June 16, 2025, PAC, in coordination with the Purchasing Division, issued Request for Proposal (RFP No. 2025-184) to commission an artist for the project. Responses were due July 16, 2025, and twenty proposals were received. Following the evaluation, PAC recommended Tim Adams of Webster City, Iowa, as the selected artist. His design features sculptural forms inspired by natural leaves and plant motifs that will be visually engaging throughout all four seasons and encourage tactile interaction by the public. PAC recommended his design concept of natural leaf motifs because it provided strong visual flow along the route and complemented the surrounding landscape.

Per City policy, the Public Art Commission reviews and recommends works for inclusion in the City's public art collection before City Council gives final approval. Because this project involves artwork being added to CyRide's Red Route Shelter Program, the Transit Board must approve the accession of the sculptures before the project proceeds further in the City's process. The final award to the artist and accession of artwork will be subject to approval by the Ames City Council.

ALTERNATIVES:

1. Approve the accession of seven leaf-themed sculptures for the Red Route Shelter Program as recommended by the Public Art Commission.

2. Do not approve the accession at this time.

RECOMMENDATION:

The Transit Director recommends approval of Alternative #1, to approve PAC's accession of seven leaf-themed sculptures for the #1 Red Route. Approval of this acquisition will allow PAC's project to help passengers with wayfinding and add artistic elements to some of CyRide's bus shelters.

A. SERRATED EDGES OF LEAVES ROUNDED FOR SAFETY

B. CUTOUTS AT BASE FOR DEBRIS REMOVAL

C. AMERICAN LINDEN LEAF LOBES ARE NOT SYMETRICAL

D. LEAF CUT FROM 1/4" STEEL & ROLLED IN ARC

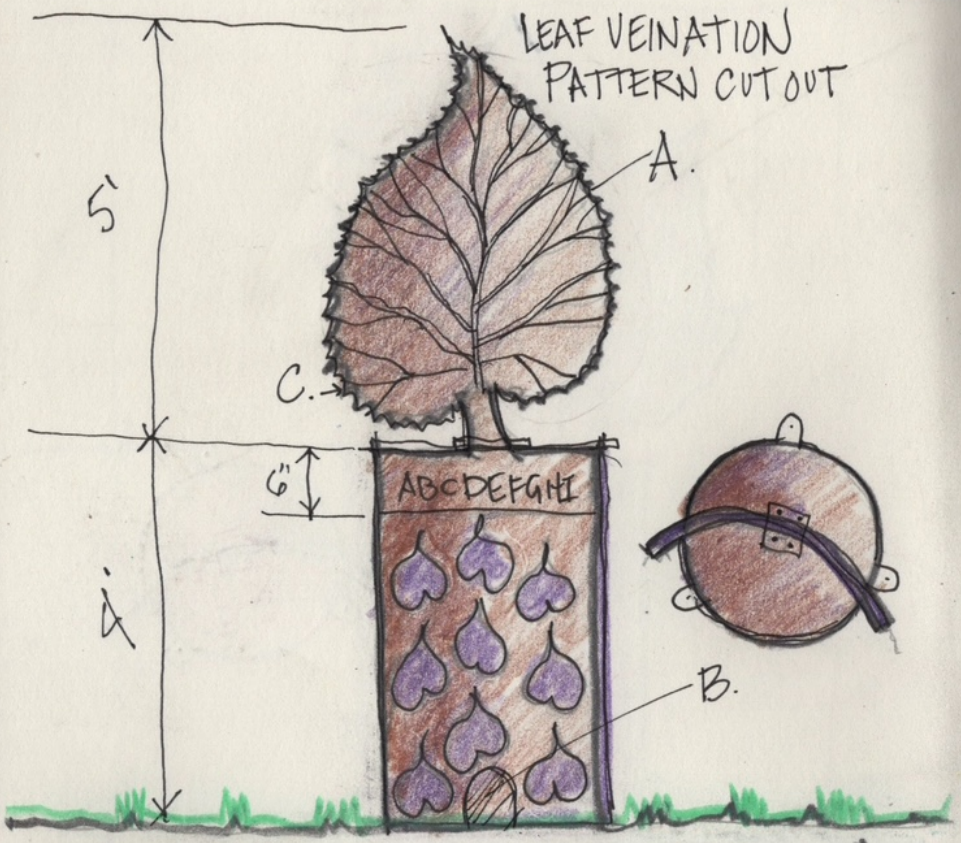

AM. LINDEN

A. 2" SQUARE TUBE STEM

B. PETALS CUT FROM RECYCLED SHEET STEEL

C. 4 BOLT MOUNTING PLATE

D. 12G. STEEL PEDESTAL WITH WALNUT LEAVES CUT-OUT

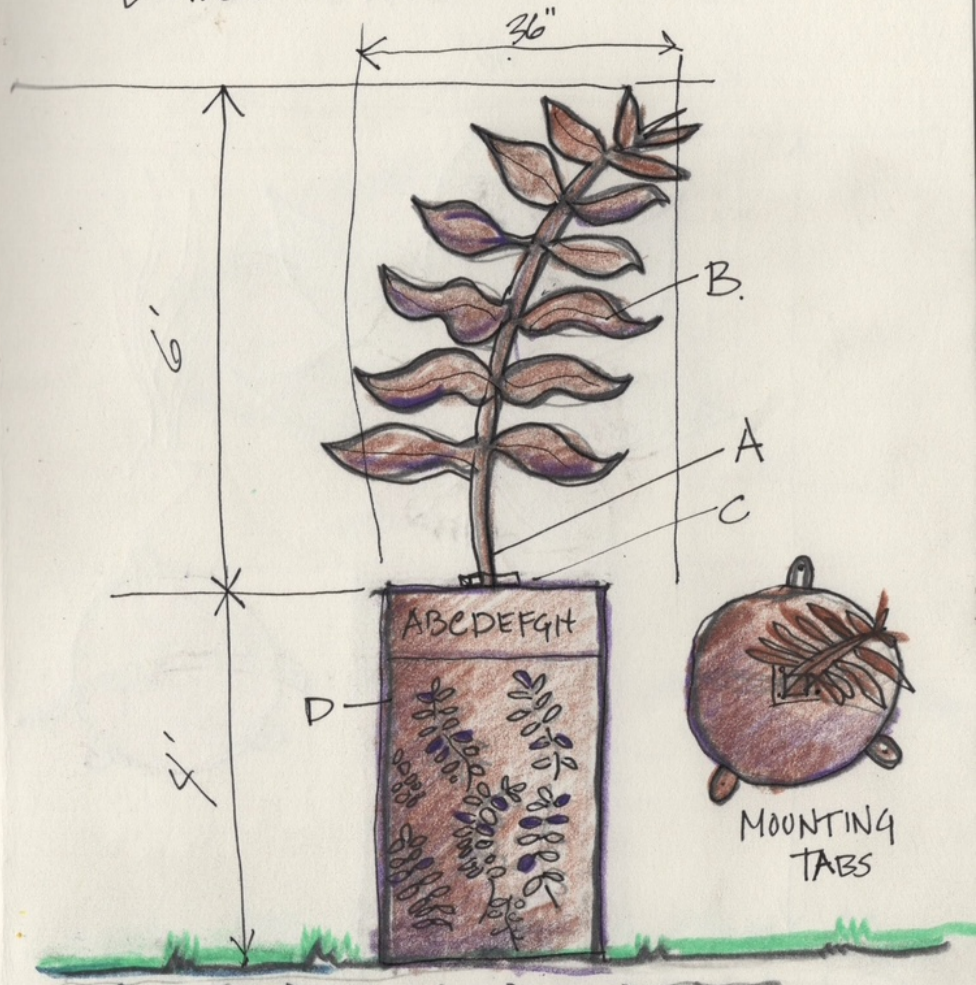

WALNUT

A. MOUNTING TABS
1/4" MATERIAL 2"X3"
WITH 3/8" HOLE

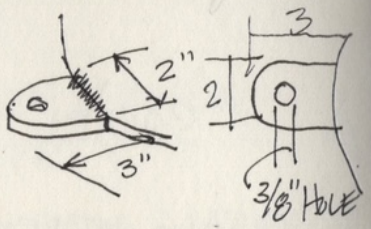

B. LEAF IS A COMPOSITE OF SEVERAL PANELS WELDED TOGETHER

C. LEAF VEINATION PATTERN CUT-IN

CHESTNUT

A. TEXT CUT-OUTS TO ASSIST IN FEELING THE LETTERS TO KNOW WHERE YOU'RE AT

B. ALL LEAF CUT-OUTS IN BASES HELP INDENDIFY INDIVIDUALITY OF EACH STOP

C. WAVY PATTERN BENT INTO LEAF AFTER ROLLING

GINKGO

A. 48"x20" PEDESTAL

B. STREET NAMES (BUS STOP) CUT INTO TOP OF BASE

C. SMALL LEAVES CUT INTO BASE

D. OAK LEAF VEIN CUTOUTS

E. ANCHORING TABS

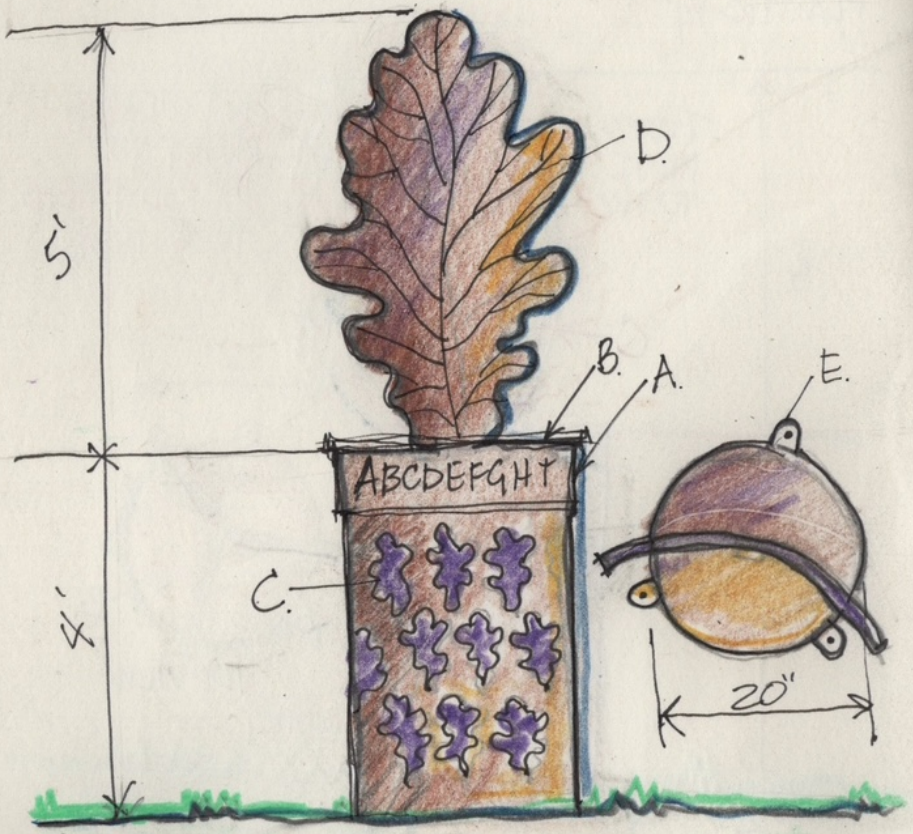

BURR OAK

A. 1/4" WEATHERED STEEL PEDESTAL TOP WITH LEAF DESIGN WELDEDON.

B. 12g. ROLLED STEEL BASE WITH SMALL LEAVES CUT OUT FOR TACTILE/FEELTY ELEMENT

C. 1/4" STEEL LEAF ROLLED TO AN ARC

SUGAR MAPLE

A. WILLOW LEAVES CUT INTO BASE
ALL THE DIFFERENT LEAF PATTERNS
ARE DISTINCT & VISUALLY UNIQUE

B. 3" TALL LETTERS CUT-OUT FOR TACTILE
WAY FINDING ELEMENT

C. LEAF VEINATION PATTERN

D. BASE HAS
CUT-OUTS
FOR DEBRIS
REMOVAL



WILLOW

November 20, 2025
Award of Contract for Purchase of 40' Diesel Buses
CyRide Resource: James Rendall

BACKGROUND:

CyRide has been awarded grant funding through the Iowa Department of Transportation's Carbon Reduction Program (CRP) to replace two 40' heavy-duty diesel buses that are 22 years old and past their useful life. Funding for the new buses was approved in the FY 2026 Capital Improvements Plan. Due to rapid increases in bus prices, additional Surface Transportation Block Grant (STBG) funds were reallocated to support this purchase. The project budget based on available grant fudning is shown below and was included in the Capital Improvements Plan:

Funding Source	Funding		
	Federal	Local	Total
Carbon Reduction Program (CRP)	$946,786	$236,696	$1,183,482
Surface Transportation Block Grant (STBG)	$81,208	$20,302	$101,510
Total	**$1,027,994**	**$256,998**	**$1,284,992**

After reviewing procurement options, CyRide determined that the most cost-effective method for purchasing new buses is utilizing a state cooperative procurement schedule. Statewide purchasing schedules allow CyRide to reduce administrative time and leverage the buying power of many agencies, which would not be available if CyRide pursued an independent procurement process. Through the State of Iowa, the most favorable option for CyRide is the Washington State cooperative procurement schedule.

CyRide's current fleet of 40' heavy-duty diesel Gillig Low Floor buses has consistently proven to be cost-effective and reliable. Keeping the bus fleet standardized to a single manufacturer results in significant savings, including reduced spare parts inventory, lower training costs, and faster repair times due to greater manufacturer familiarity. As a result, CyRide has selected Gillig as the preferred manufacturer for this purchase.

Pricing was requested from Gillig, resulting in a cost per bus of $726,911 with a total purchase price of $1,453,822. This cost is higher than the available funding. Following this result, staff re-evaluated procurement options and determined that proceeding with the Washington State contract remained the most cost-effective option available to CyRide. While higher than expected, the price was found to be fair and reasonable in light of the national purchasing environment and comparable buses from other manufacturers.

Based on the pricing received, an additional $168,830 in local funding would be required to purchase both buses. The additional funding needed could come from the 40' Bus Replacement Capital Reserve Fund. A revised budget has been calculated based on the bus pricing provided, shown in the following table.

Funding Source	Funding		
	Federal	Local	Total
Carbon Reduction Program (CRP)	$946,786	$236,696	$1,183,482
Surface Transportation Block Grant (STBG)	$81,208	$20,302	$101,510
Additional Local Funding (40' Bus Reserve Fund)		**$168,830**	**$168,830**
Revised Total Project Budget	**$1,027,994**	**$425,828**	**$1,453,822**

Gillig anticipates delivery of the vehicles approximately nine months after a purchase order is issued. Additional build options are being considered for these buses and will be maintained within the overall project budget.

ALTERNATIVES:

1. Approve award of contract for two 40' heavy-duty diesel buses to Gillig LLC of Livermore, California, for an amount of $1,453,822.

2. Do not approve the contract award and direct staff to proceed according to Transit Board priorities.

RECOMMENDATION:

The Transit Director recommends approval of Alternative #1. Replacing obsolete buses with new vehicles improves efficiency, supports CyRide's federal Transit Asset Management (TAM) plan goals, and reduces overall fleet emissions using newer, cleaner-burning engines.

November 20, 2025
Award of Contract for Purchase of
Intelligent Transportation Systems
CyRide Resource: James Rendall, Keith Wilbur

BACKGROUND:

CyRide buses are equipped with on-board Intelligent Transportation Systems (ITS) to provide mandatory audible stop announcements, visual wayfinding, automatic passenger counter and live occupancy data, and vehicle location services. These systems are integral to the real-time passenger information systems that power CyRide's bus tracking and prediction apps, such as Transit App, MyState, and Ames Ride. CyRide is currently under multiple contracts with GMV Syncromatics for ITS equipment.

Over the next two months, CyRide will be preparing five new Gillig 40' battery electric buses and two New Flyer 60' articulated buses for service. These vehicles were not equipped with ITS at the factory due to the pricing quoted during the build process. After evaluating options, CyRide determined that a post-delivery installation of ITS technology was the most cost-effective approach. The current ITS vendor, GMV Syncromatics, has provided pricing for equipment and installation across the incoming fleet. The cost of the project is shown below.

Item	Total Cost
Equipment and Installation - 7 Buses	$136,342
Project Management	$7,100
Total Project Cost	**$143,442**

If approved, funding for this purchase would come from the 40' Bus Replacement Capital Reserve Fund.

ALTERNATIVES:

1. Approve award of purchase to GMV Syncromatics of Los Angeles, California, for a total cost of $143,442 for ITS equipment on CyRide's seven new buses.

2. Direct staff to proceed according to Transit Board priorities.

RECOMMENDATION:

The Transit Director recommends approval of Alternative #1. Installation of ITS improves the rider experience, supports passengers with disabilities, and helps all passengers better navigate the transit system.

Ames Transit Agency
Board of Trustees

November 20, 2025
Monthly Report
CyRide Resource: Barbara Neal

1. Customer Satisfaction Survey

The results of the 43rd Annual Resident Satisfaction Survey have been released, which collected information from city residents about a variety of City of Ames services, including CyRide. Reported satisfaction with CyRide stayed about the same, increasing slightly from last year. In this year's survey, 96.1% of respondents indicated they were either very or somewhat satisfied with CyRide, with 3.9% being very or somewhat dissatisfied. Last year, 95.2% of respondents were very or somewhat satisfied, and 4.8% were very or somewhat dissatisfied.

Respondents provided areas where satisfaction with CyRide could be improved, including service modifications. CyRide will review these suggestions and incorporate them into future planning where appropriate.

The complete Resident Satisfaction Survey is available on the City of Ames website at https://www.cityofames.org/files/assets/city/v/1/city-manager/ames-resident-satisfaction-survey-report-2025.pdf

2. Winter Season Preparation

With colder weather approaching, maintenance staff has begun preparations for the winter operational season. CyRide purchases salt and sand each year for use at the facility, route endpoints, bus cutouts, and locations where slippery conditions are often experienced. Snowplows are being checked, and the process of winterizing buses has begun. The winter season also presents operational challenges, and training staff have been reviewing materials to help educate drivers on techniques for navigating the Iowa winter.

Traditionally, CyRide ridership increases during colder months as more residents choose to ride the bus instead of walking or driving. Administrative staff will monitor system usage and adjust resources to accommodate capacity needs.

3. Theodore and Mr. Gobbles on the Buses

Both Theodore and Mr. Gobbles have been out this month. Hopefully they will bring some Thanksgiving cheer to riders and the community!

4. Quarterly Report

Each quarter, a detailed report regarding the overall performance of CyRide is generated, which includes fixed route, Dial-A-Ride, and Moonlight Express. This report is used to track performance over time and observe trends in the system. Attached is the detailed system quarterly operations report and a summary of some key performance measures for the fourth quarter of the fiscal year, July 2025 through September 2025.

CyRide Quarterly Operations Report

July 1, 2025 to September 30, 2025 (1st Quarter FY26)
System Overview - Safety/Fleet

Miles between Preventable Accidents

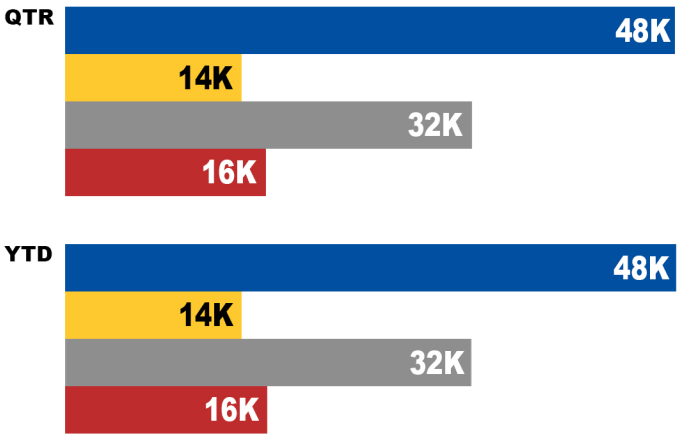

Preventable Accidents per Quarter

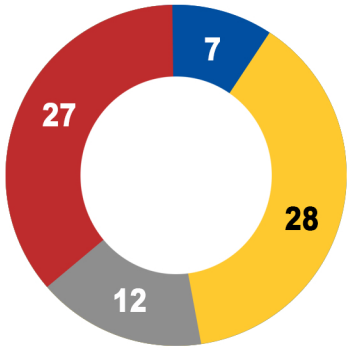

Miles between Major Mechanical Issues

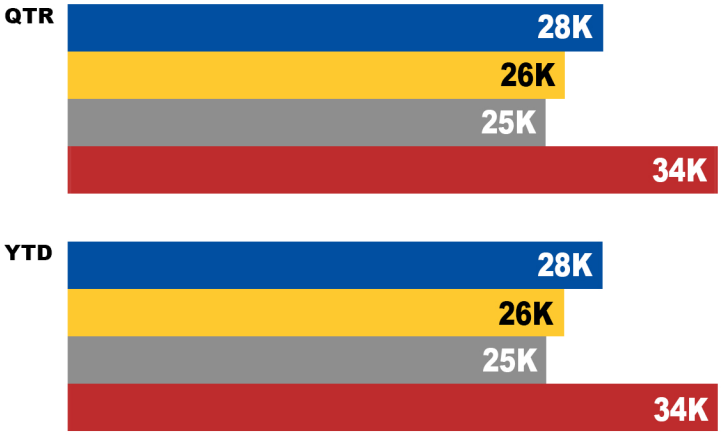

Road Calls per Quarter

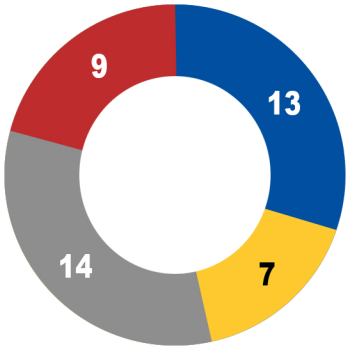

Passengers per Comment

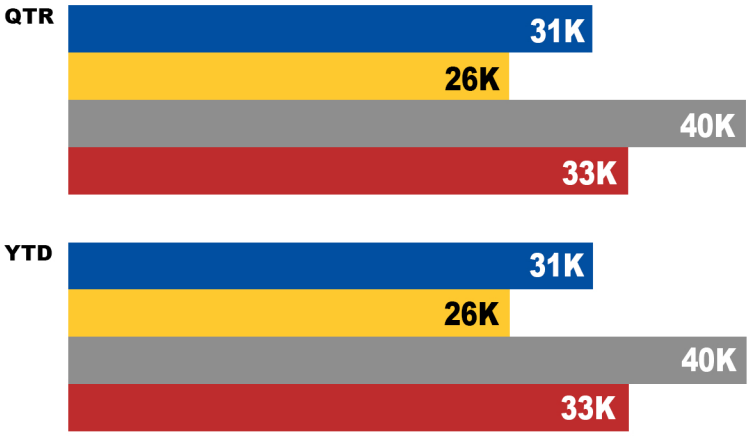

Year FY23 FY24 FY25 FY26

CyRide Quarterly Operations Report

July 1, 2025 to September 30, 2025 (1st Quarter FY26)
System Overview - Efficiency

Total Ridership

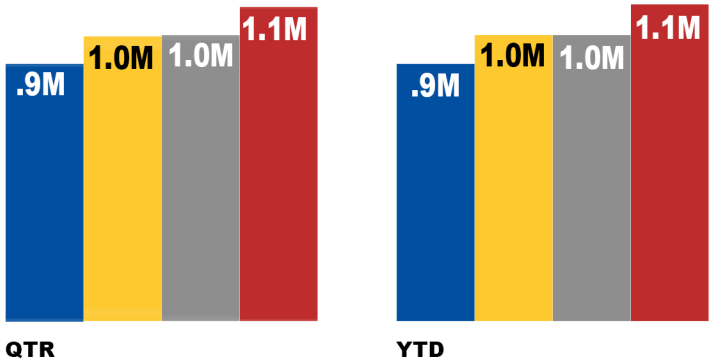

Revenue Hours



Revenue Miles

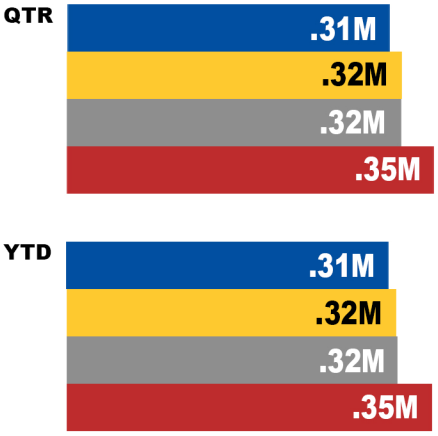

Passengers per Revenue Hour

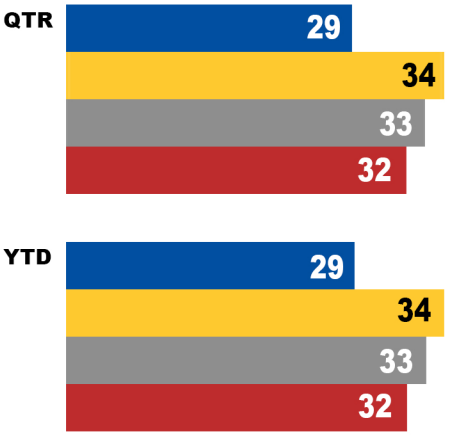

Passengers per Revenue Mile

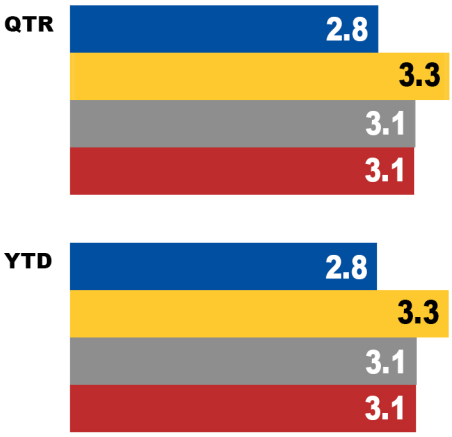

Year FY23 FY24 FY25 FY26

CYRIDE QUARTERLY OPERATIONS REPORT

July 1st, 2025 to September 30st, 2025 (1st Quarter)

	FY 2026 1st Qtr	FY 2025 1st Qtr	% CHANGE	FY 2026 YTD	FY 2025 YTD	% CHANGE
MAINTENANCE						
Interior Clean	59	73	-19.2%	59	73	-19.2%
Shop Road Calls	9	14	-35.7%	9	14	-35.7%
Miles per Shop Road Call	48,585	27,127	79.1%	48,585	27,127	79.1%
NTD Minor Mech.	141	158	-10.8%	141	158	-10.8%
NTD Major Mech.	13	15	-13.3%	13	15	-13.3%
Total NTD Mechanical Prob.	154	173	-11.0%	154	173	-11.0%
Miles per Major Mech.	33,636	25,319	32.8%	33,636	25,319	32.8%
Gasoline Vehicles						
Gas Miles Driven	58,772	40,705	44.4%	58,772	40,705	44.4%
Total Gallons Gas	6,783	5,783	17.3%	6,783	5,783	17.3%
Total Gas Cost	$17,531	$17,450	0.5%	$17,531	$17,450	0.5%
Avg. Gas Cost/Gallon	$2.58	$3.02	-14.4%	$2.58	$3.02	-14.4%
Gas Cost per Mile	$0.30	$0.43	-30.4%	$0.30	$0.43	-30.4%
Average Gas MPG	8.7	7.0	23.1%	8.7	7.0	23.1%
Diesel Vehicles						
Diesel Miles Driven	368,173	327,880	12.3%	368,173	327,880	12.3%
Total Gallons Diesel	51,473	67,490	-23.7%	51,473	67,490	-23.7%
Total Diesel Cost	131,325	162,178	-19.0%	$131,325	$162,178	-19.0%
Avg. Diesel Cost/Gallon	$2.55	$2.40	6.2%	$2.55	$2.40	6.2%
Diesel Cost per Mile	$0.36	$0.49	-27.9%	$0.36	$0.49	-27.9%
Average Diesel MPG	7.2	4.9	47.2%	7.2	4.9	47.2%
Electric Vehicles						
Electric Miles Driven	10,318.0	11,194.0	-7.8%	10,318.0	11,194.0	-7.8%
All Vehicles						
Total Miles Driven	437,263	379,779	15.1%	437,263	379,779	15.1%
Total Gallons Fuel	58,256	73,273	-20.5%	58,256	73,273	-20.5%
Total Fuel Cost	$148,856	$179,628	-17.1%	$148,856	$179,628	-17.1%
Avg. Cost/Gallon	$2.56	$2.45	4.2%	$2.56	$2.45	4.2%
Total Cost per Mile	$0.35	$0.49	-28.5%	$0.35	$0.49	-28.5%
Avg. MPG all Vehicles	7.3	5.0	45.7%	7.3	5.0	45.7%
Small Bus/Sup. Mileage	33,901	26,949	25.8%	33,901	26,949	25.8%
Large Bus Mileage	403,362	352,830	14.3%	403,362	352,830	14.3%
% Rev. Mi./Total Miles	79.2%	85.9%	-7.8%	79.2%	85.9%	-7.8%
Percentage Small Bus	7.8%	7.1%	9.3%	7.8%	7.1%	9.3%
Maintenance Expense	$689,526	$682,679	1.0%	$689,526	$682,679	1.0%

CYRIDE QUARTERLY OPERATIONS REPORT

July 1st, 2025 to September 30st, 2025 (1st Quarter)

	FY 2026 1st Qtr	FY 2025 1st Qtr	% CHANGE	FY 2026 YTD	FY 2025 YTD	% CHANGE
OPERATIONS						
Total Passengers	1,062,137	1,009,453	5.2%	1,062,137	1,009,453	5.2%
Average Drivers per Month	153.7	150.6	2.1%	153.7	150.6	2.1%
Driving Hours	46,270	43,247	7.0%	46,270	43,247	7.0%
Drivers Late	70	36	94.4%	70	36	94.4%
Drivers No Show	4	14	-71.4%	4	14	-71.4%
Late/No Show per Driver	0.48	0.33	45.0%	0.48	0.33	45.0%
Total Comments	32	25	28.0%	32	25	28.0%
Driver Fault	13	12	8.3%	13	12	8.3%
Undetermined	0	2	-100.0%	0	2	-100.0%
No Fault	4	8	-50.0%	4	8	-50.0%
System Complaints	11	1	1000.0%	11	1	1000.0%
Service Requests	3	1	200.0%	3	1	200.0%
Compliments	1	1	0.0%	1	1	0.0%
Passengers/Comment	33,192	40,378	-17.8%	33,192	40,378	-17.8%
Pass./Complaint (D & U)	81,703	72,104	13.3%	81,703	72,104	13.3%
Driving Hours/Comment	1,446	1,730	-16.4%	1,446	1,730	-16.4%
Driving Hrs/Comment (D&U)	3,559	3,089	15.2%	3,559	3,089	15.2%
Accident Reports	37	19	94.7%	37	19	94.7%
Preventable Accidents	27	12	125.0%	27	12	125.0%
Percent Preventable	73.0%	63.2%	15.5%	73.0%	63.2%	15.5%
Miles/Prev. Accident	16,195	31,648	-48.8%	16,195	31,648	-48.8%
Hours/Prev. Accident	1,714	3,604	-52.4%	1,714	3,604	-52.4%
Unreported Accidents	3	2	50.0%	3	2	50.0%
Damage to Buses/Equip.						
Caused by CyRide	5,697	4,754	19.8%	$5,697	$4,754	19.8%
Caused by Others	6,835	3,573	91.3%	$6,835	$3,573	91.3%
Caused by Unreported	$597	170	252.2%	$597	$170	252.2%
Claims by Others (#)	3	2	50.0%	3	2	50.0%
Claims by Others ($)	$2,766	$2,023	36.7%	$2,766	$2,023	36.7%
Personal Injury Claims	$0	$0	#DIV/0!	$0	$0	#DIV/0!
Operations Expense	$2,069,722	$1,679,297	23.2%	$2,069,722	$1,679,297	23.2%
SYSTEM TOTAL						
Passengers	1,062,137	1,009,453	5.2%	1,062,137	1,009,453	5.2%
Revenue Miles	346,505	326,245	6.2%	346,505	326,245	6.2%
Revenue Hours	32,991	30,837	7.0%	32,991	30,837	7.0%
Revenue Miles per Hour	10.5	10.6	-0.7%	10.5	10.6	-0.7%
Pass./Rev. Mile	3.1	3.1	-0.9%	3.1	3.1	-0.9%
Pass./Rev. Hour	32.2	32.7	-1.7%	32.2	32.7	-1.7%
Operations Expense	$2,069,722	$1,679,297	23.2%	$2,069,722	$1,679,297	23.2%
Maintenance Expense	$689,526	$682,679	1.0%	$689,526	$682,679	1.0%
Total Expenses	$2,759,248	$2,361,976	16.8%	$2,759,248	$2,361,976	16.8%
Farebox Revenue	$59,086	$67,975	-13.1%	$59,086	$67,975	-13.1%
Rev./Exp. Ratio	2.1%	2.9%	-25.6%	2.1%	2.9%	-25.6%
Oper. Exp./Passenger	$2.60	$2.34	11.0%	$2.60	$2.34	11.0%
Oper. Exp./Rev. Mile	$7.96	$7.24	10.0%	$7.96	$7.24	10.0%
Oper. Exp./Rev. Hour	$83.64	$76.60	9.2%	$83.64	$76.60	9.2%

CYRIDE QUARTERLY OPERATIONS REPORT

July 1st, 2025 to September 30st, 2025 (1st Quarter)

	FY 2026 1st Qtr	FY 2025 1st Qtr	% CHANGE	FY 2026 YTD	FY 2025 YTD	% CHANGE
FIXED ROUTE						
Fixed Route Passengers	1,054,796	1,002,565	5.2%	1,054,796	1,002,565	5.2%
Shuttle Passengers	0	0	#DIV/0!	0	0	#DIV/0!
Total Passengers	1,054,796	1,002,565	5.2%	1,054,796	1,002,565	5.2%
Transfers	5,861	8,884	-34.0%	5,861	8,884	-34.0%
Revenue Miles	326,869	304,796	7.2%	326,869	304,796	7.2%
Revenue Hours	31,522	29,346	7.4%	31,522	29,346	7.4%
Revenue Miles per Hour	10.4	10.4	-0.2%	10.4	10.4	-0.2%
Pass./Rev. Mile	3.2	3.3	-1.9%	3.2	3.3	-1.9%
Pass./Rev. Hour	33.5	34.2	-2.1%	33.5	34.2	-2.1%
Operations Expense	$1,968,955	$1,585,358	24.2%	$1,968,955	$1,585,358	24.2%
Maintenance Expense	$679,917	$674,147	0.9%	$679,917	$674,147	0.9%
Total Expenses	$2,648,872	$2,259,505	17.2%	$2,648,872	$2,259,505	17.2%
Farebox Revenue	$52,064	$61,403	-15.2%	$52,064	$61,403	-15.2%
Rev./Exp. Ratio	2.0%	2.7%	-27.7%	2.0%	2.7%	-27.7%
Exp./Passenger	$2.51	$2.25	11.4%	$2.51	$2.25	11.4%
Exp./Rev. Mile	$8.10	$7.41	9.3%	$8.10	$7.41	9.3%
Exp./Rev. Hour	$84.03	$77.00	9.1%	$84.03	$77.00	9.1%

DIAL-A-RIDE						
Passengers	4,000	3,913	2.2%	4,000	3,913	2.2%
Revenue Miles	15,538	17,718	-12.3%	15,538	17,718	-12.3%
Revenue Hours	1,055	1,092	-3.4%	1,055	1,092	-3.4%
Revenue Miles per Hour	14.7	16.2	-9.2%	14.7	16.2	-9.2%
Pass./Rev. Mile	0.26	0.22	16.6%	0.26	0.22	16.6%
Pass./Rev. Hour	3.8	3.6	5.8%	3.8	3.6	5.8%
Operations Expense	$86,418	$80,294	7.6%	$86,418	$80,294	7.6%
Maintenance Expense	$0	$0	#DIV/0!	$0	$0	#DIV/0!
Total Expenses	$86,418	$80,294	7.6%	$86,418	$80,294	7.6%
Farebox Revenue	$7,022	$6,572	6.8%	$7,022	$6,572	6.8%
Rev./Exp. Ratio	8.1%	8.2%	-0.7%	8.1%	8.2%	-0.7%
Exp./Passenger	$21.60	$20.52	5.3%	$21.60	$20.52	5.3%
Exp./Rev. Mile	$5.56	$4.53	22.7%	$5.56	$4.53	22.7%
Exp./Rev. Hour	$81.90	$73.53	11.4%	$81.90	$73.53	11.4%

CYRIDE QUARTERLY OPERATIONS REPORT

July 1st, 2025 to September 30st, 2025 (1st Quarter)

	FY 2026 1st Qtr	FY 2025 1st Qtr	% CHANGE	FY 2026 YTD	FY 2025 YTD	% CHANGE
MOONLIGHT EXPRESS						
Passengers	3,341	2,975	12.3%	3,341	2,975	12.3%
Revenue Miles	4,098	3,731	9.8%	4,098	3,731	9.8%
Revenue Hours	414	399	3.8%	414	399	3.8%
Revenue Miles per Hour	9.9	9.3	5.9%	9.9	9.3	5.9%
Pass./Rev. Mile	0.8	0.8	2.2%	0.8	0.8	2.2%
Pass./Rev. Hour	8.1	7.5	8.2%	8.1	7.5	8.2%
Operations Expense	$14,349	$13,645	5.2%	$14,349	$13,645	5.2%
Maintenance Expense	$9,609	$8,532	12.6%	$9,609	$8,532	12.6%
Total Expenses	$23,958	$22,177	8.0%	$23,958	$22,177	8.0%
Exp./Passenger	$7.17	$7.45	-3.8%	$7.17	$7.45	-3.8%
Exp./Rev. Mile	$5.85	$5.94	-1.6%	$5.85	$5.94	-1.6%
Exp./Rev. Hour	$57.83	$55.54	4.1%	$57.83	$55.54	4.1%
OPERATIONS REVENUE						
Farebox	$59,086	$67,975	-13.1%	$59,086	$67,975	-13.1%
Transit Contracts	$0	$0	#DIV/0!	$0	$0	#DIV/0!
I.S.U.	$0	$0	#DIV/0!	$0	$0	#DIV/0!
Student Government	$681,976	$0	#DIV/0!	$681,976	$0	#DIV/0!
City of Ames	$214,989	$0	#DIV/0!	$214,989	$0	#DIV/0!
IDOT - STA	$309,833	$286,215	8.3%	$309,833	$286,215	8.3%
Section 5307	$0	$520,498	-100.0%	$0	$520,498	-100.0%
Other Grants	$63,921	$62,326	2.6%	$63,921	$62,326	2.6%
Other	$82,375	$87,092	-5.4%	$82,375	$87,092	-5.4%
Total Operating Revenue	$1,412,180	$1,024,106	37.9%	$1,412,180	$1,024,106	37.9%

TOTAL EXPENSES						
Administration	$439,064	$311,540	40.9%	$439,064	$311,540	40.9%
Safety & Training	$165,360	$157,765	4.8%	$165,360	$157,765	4.8%
Promotion	$0	$0	#DIV/0!	$0	$0	#DIV/0!
Bldg. & Grounds	$105,252	$91,757	14.7%	$105,252	$91,757	14.7%
Fixed Route	$2,648,872	$2,259,505	17.2%	$2,648,872	$2,259,505	17.2%
Dial-A-Ride	$86,418	$80,294	7.6%	$86,418	$80,294	7.6%
Moonlight Express	$23,958	$22,177	8.0%	$23,958	$22,177	8.0%
Operating Total	$3,468,924	$2,923,038	18.7%	$3,468,924	$2,923,038	18.7%
Farebox Revenue	$59,086	$67,975	-13.1%	$59,086	$67,975	-13.1%
Farebox Rev./Exp. Ratio	1.7%	2.3%	-26.8%	1.7%	2.3%	-26.8%
Admin. Expense/Pass.	$0.67	$0.56	20.2%	$0.67	$0.56	20.2%
Admin. Exp./Rev. Mile	$2.05	$1.72	19.1%	$2.05	$1.72	19.1%
Admin. Exp./Rev. Hour	$21.51	$18.19	18.2%	$21.51	$18.19	18.2%
Total Expense/Passenger	$3.27	$2.90	12.8%	$3.27	$2.90	12.8%
Total Expense/Rev. Mile	$10.01	$8.96	11.7%	$10.01	$8.96	11.7%
Total Expense/Rev. Hour	$105.15	$94.79	10.9%	$105.15	$94.79	10.9%